



Hillrom™



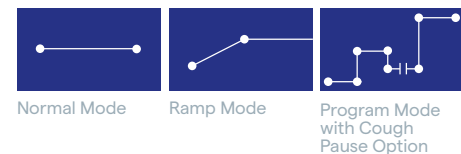
The Vest® Airway Clearance System,
Model 205

How Does The Vest® Airway Clearance System Work?

Through High Frequency Chest Wall Oscillation technology, The Vest® Airway Clearance System dislodges mucus from the bronchial walls, and mobilizes secretions and mucus from the smaller to larger airways where it can be cleared by coughing or suctioning.



Simple, flexible programming



EASY, SAFE AND EFFECTIVE HIGH FREQUENCY CHEST WALL OSCILLATION TECHNOLOGY

What Does The Vest® System Mean To Clinicians?

Designed with Acute and Long-Term Respiratory Care in mind, The Vest® Airway Clearance System provides clinicians with the following advantages:

EASY

- No need to reposition the patient compared to CPT.
- Reduces average therapy time compared to CPT.¹
- Increased compliance to therapy compared to CPT in pediatric patients.^{2,3}

SAFE

- Proven to be at least as safe as CPT.⁴
- No need to change head-of-bed into Trendelenburg position.
- Disposable Single Patient Use options.

EFFECTIVE

- Mobilizes secretions as well as CPT.^{5,6,7}
- Provides consistent therapy every time.

1. Cystic Fibrosis Foundation. An Introduction to Postural Drainage & Percussion. Cystic Fibrosis Foundation 2012; 2.
 2. Yuan N, Kane P, Shelton K, et al. Safety tolerance and efficacy of high-frequency chest wall oscillation in pediatric patients with cerebral palsy and neuromuscular diseases: An exploratory randomized controlled trial. *J Child Neurol*. 2010 Jul; 25(7):815-21.
 3. Rayabhari A, Noritz G, Birkrant D. Home use of high-frequency chest wall oscillation by pediatric patients with non-CF diagnoses. Poster session presented at Annual Meeting of the American Thoracic Society; May, 2006; San Diego, CA.
 4. Anderson, Palmer, et al. "Evaluation of the Safety of High-Frequency Chest Wall Oscillation (HFCWO) Therapy in Blunt Force Trauma Patients." *Journal of Trauma Management and Outcomes* 2008 2:8.
 5. Kluff J, Beker L, Castagnino M, Gaiser J, Chaney H, Fink R. A comparison of bronchial drainage treatments in cystic fibrosis. *Pediatr Pulmonol* 1996; 22: 271-274.
 6. Arens R, Gozal D, Omlin KJ, et al. Comparison of high frequency chest compression and conventional CPT in hospitalized patients with cystic fibrosis. *Am J Respir Crit Care Med* 1994; 150: 1154-7.
 7. Braggion C, Cappelletti LM, Cornacchia M, et al. Short-term effects of three chest physiotherapy regimens in patients hospitalized for pulmonary exacerbations of cystic fibrosis: a cross-over randomized study. *Pediatr Pulmonol* 1995; 19: 16-22.

What Studies Show

The Vest® Airway Clearance System, the original High Frequency Chest Wall Oscillation (HFCWO) device, has been in use since 1988. With over 80 clinical studies having been conducted in Acute Care, Long-Term Care and Home Care, it is the most researched HFCWO system on the market today.

Commercial Claims*

10.0% ↓

Overall Per Member Per Month (PMPM) claim costs (excluding RX).

21.3% ↓

Inpatient admissions per 1,000.

38.3% ↓

Inpatient days per 1,000.

11.6 to 9.1 days

Decrease in average length of stay.

Lowercase Claims*

8.2% ↓

Overall PMPM claim costs.

16.1% ↓

Inpatient admissions per 1,000.

37.8% ↓

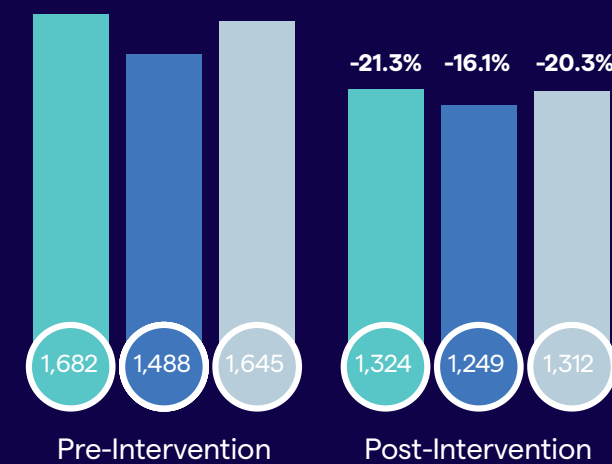
Inpatient days per 1,000.

10.1 to 7.5 days

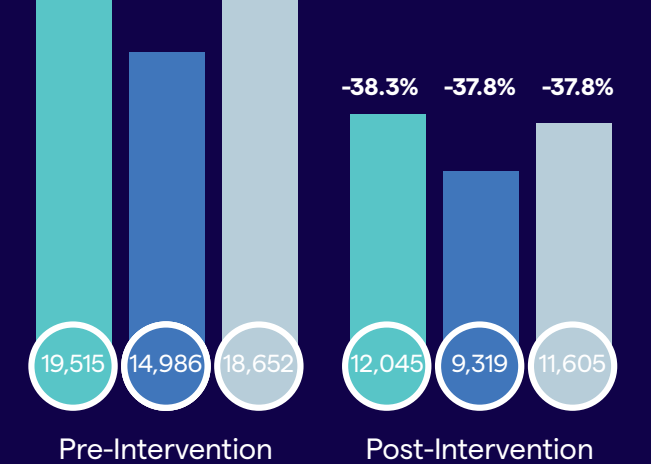
Decrease in average length of stay.

Help Save Costs and Decrease Length of Stay*

MILLIMAN ACTUARIAL ANALYSIS DECREASED LENGTH OF STAY



MILLIMAN ACTUARIAL ANALYSIS INPATIENT DAYS/1000



Commercial Medicare Combined

*Rental Program

The analysis covered 446 neuromuscular disease patients that had received HFCWO therapy between 2007 and 2009 comparing health care costs incurred before and after HFCWO therapy intervention. The results of the study show lower claim costs for patients with neuromuscular disorders after the initial insurance claim for HFCWO.

* This report was prepared by Milliman for Hillrom on January 16, 2012. The results in this report are technical in nature and are dependent upon specific assumptions and methods. A complete copy of the report is available from Hillrom upon request.

Ordering The Vest® System Therapy for Acute Care Use

3 programs to choose from:

- Purchase Program
- Lease-to-Own Programs
- Rental Program

To order today, call 800-426-4224 or contact your local sales representative.

What Types Of Patients May Benefit?

The Vest® Airway Clearance System has been demonstrated to benefit patients in the removal of retained secretions due to both acute and chronic respiratory conditions.

Secretion retention associated with impaired ventilation and/or gas exchange:

- Atelectasis, pulmonary infiltrates or pneumonia
- Mechanical ventilation
- Acute respiratory distress syndrome (ARDS)
- Pulmonary insufficiency

Ineffective cough or secretion clearance due to immobility, deconditioning or muscle weakness:

- Obesity
- Cerebral palsy
- Quadriplegia and/or quadriparesis
- Dyspnea
- Motor neuron disease
- Muscular dystrophies and other myopathies













Airway clearance dysfunction resulting in impaired ventilation and/or gas exchange:


- Bronchiectasis
- Chronic Bronchitis
- Cystic Fibrosis
- Emphysema
- Chronic Obstructive Pulmonary Disease (COPD)

The Vest® Airway Clearance System is not intended to treat any specific underlying disease or condition, but rather to provide airway clearance therapy. Physicians have prescribed The Vest® Airway Clearance System for patients with the conditions noted above. Numerous clinical studies document the effectiveness of The Vest® Airway Clearance System in mobilizing secretions.

What hospital departments or units may use The Vest® Airway Clearance System?

- Respiratory Care
- Nursing
- Critical Care
- Physical Therapy
- ICU
- Sub Acute Unit
- Surgical/Post Surgical Unit
- Step Down Unit

DISPOSABLE GARMENTS	COLOR CODE	PART NUMBER	DESCRIPTION
	FULL SPU VEST COLOR CHART		
		P300200000	Child Medium (23"-27")
		P300205000	Child Large (>27"-31") (17" from the top of the back to the waist line)
		P300208000	Adult X Small Slim (>27"-31") (18" from the top of the back to the waist line)
		P300210000	Adult Small (>31"-36")
		P300215000	Adult Medium (>36"-45")
	WRAP SPU VEST COLOR CHART		
		P300629000	X Small (19" - 23")
		P300630000	Small (>23" - 33")
		P300631000	Medium (>33" - 43")
		P300632000	Large (>43" - 53")
		P300633000	X Large (>53" - 67")
		P300634000	XX Large (>67" - 75")

ACCESSORIES	DESCRIPTION	PART NUMBER	COST
	1 SINGLE DISPOSABLE AIR HOSE	P004982	\$7.00 EACH
	10 Disposable Air Hoses/Case	P0049825	\$70.00 Case



Hillrom™

Autorizované zastoupení pro ČR:

DARTiN

DARTIN, spol. s r.o.
Suchdolská 688, 252 62 Horoměřice
Tel./fax: 241 470 361, 261 216 076
www.dartin.cz
e-mail: info@artin.cz

Autorizované zastúpenie pre SR:

DARTiN

DARTIN Slovensko, s.r.o.
L. Podjavorinskej 25, 080 05 Prešov
Tel./fax: 051/7734403, 7723634
www.dartin.sk
e-mail: info@artin.sk

ABOUT HILLROM

Hillrom is a global medical technology leader whose 10,000 employees have a single purpose: enhancing outcomes for patients and their caregivers by advancing connected care. Around the world, our innovations touch over 7 million patients each day. They help enable earlier diagnosis and treatment, optimize surgical efficiency and accelerate patient recovery while simplifying clinical communication and shifting care closer to home. We make these outcomes possible through connected smart beds, patient lifts, patient assessment and monitoring technologies, caregiver collaboration tools, respiratory care devices, advanced operating room equipment and more, delivering actionable, real-time insights at the point of care. **Learn more at hillrom.com.**

For further information about products or services, please contact your Hillrom sales representative or Hillrom customer service at 1-800-426-4224.

hillrom.com

The Vest® is a registered trademark of Hill-Rom Services PTE Ltd. is a registered trademark of Hill-Rom Services, Inc.

© 2021 Hill-Rom Services PTE Ltd. ALL RIGHTS RESERVED. 144627 rev 10 08-APR-2021 ENG – US